

## PRODUCT FAMILY LOAD DECLARATION

# DOLLE CALGARY

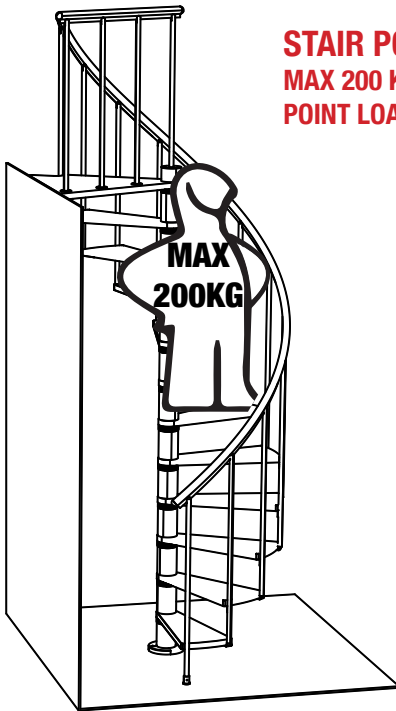
# DOLLE®

This is the graphical presentation of some of the relevant design criterias to this stair.  
The shown criteria are those that have the most direct impact for the actual use of the product.  
For further details we refer to the relevant Norms:


The load of the stair is assessed according to Eurocodes:  
EN 1991-1-1:2007 Eurocode 1: Actions on structures - Part 1-1  
EN 1991-1-4:2007 Eurocode 1: Actions on structures - Part 1-4  
EN 1993-1-8+AC:2007 Eurocode 3: Design of steel structures - Part 1-8

The main cases are:

**STAIR POINT LOAD:**  
MAX 200 KG  
POINT LOAD

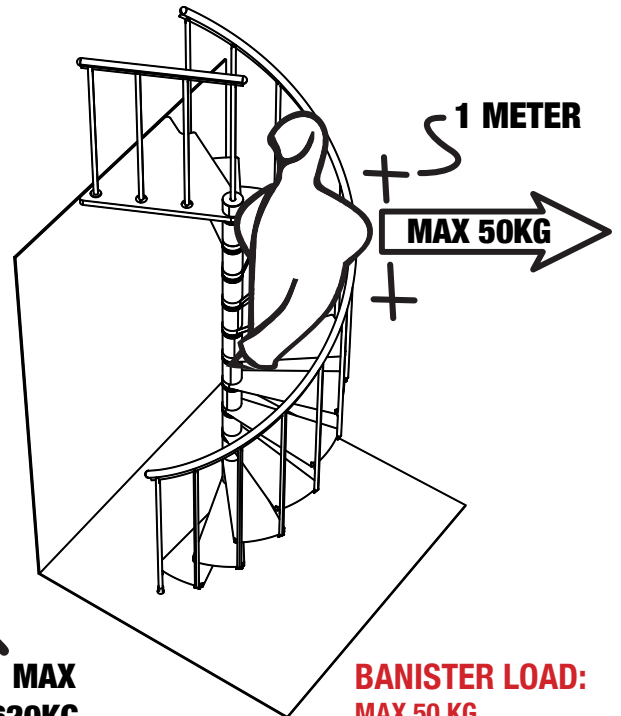


**STAIR SURFACE  
LOAD:**  
MAX 620 KG  
TOTAL LOAD



**MAX  
620KG  
TOTAL**

**1 METER**  
+ S  
+  
**MAX 50KG**  
+



**BANISTER LOAD:**  
MAX 50 KG  
HORIZONTAL LOAD  
PR 1 METER